

# 2000 U.S. Census Data - Report 4a

Vicariate: Montgomery County Vicariate

Cluster:

**Cluster 74**

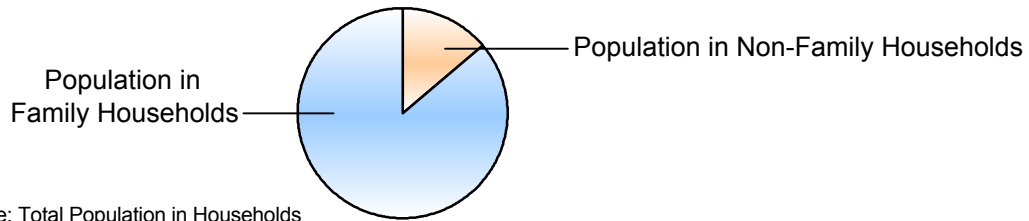
	Population		Households	
	#	Pct.	#	Pct.
<b>Total (in Cluster Boundaries)</b>	<b>51,692</b>	<b>100.0%</b>	<b>19,655</b>	<b>100.0%</b>

## Where do people live?

### In Households

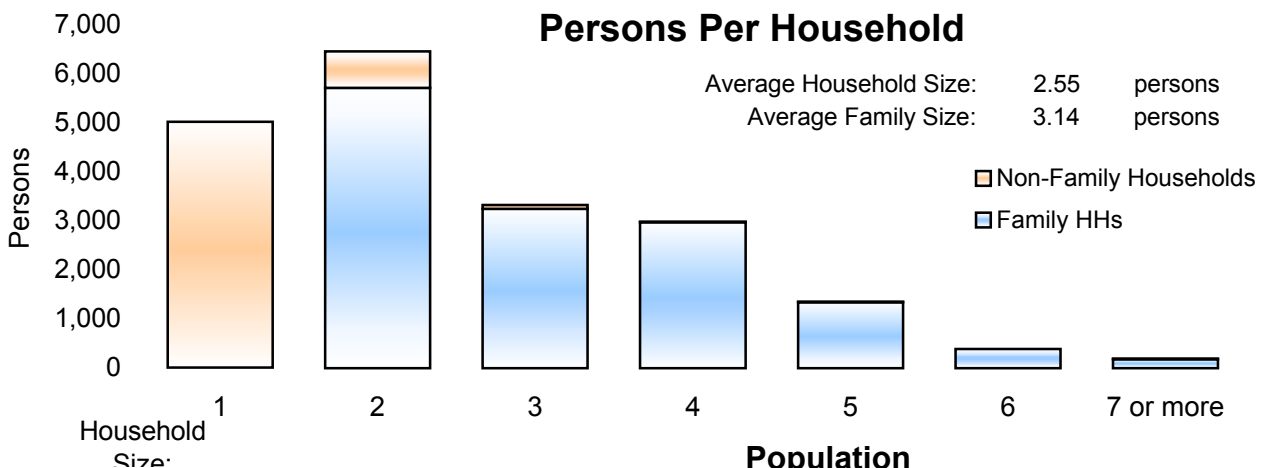
#### Family Households

Married Couple Family	43,250	83.7%	13,789	70.2%
Male Householder, no wife present			587	3.0%
Female Householder, no husband present			1,948	9.9%



	Population		Households	
	#	Pct.	#	Pct.
<b>Non-Family Households</b>	<b>6,921</b>	<b>13.4%</b>	<b>5,866</b>	<b>29.8%</b>
Single Person Households (total)	5,010	9.7%	5,010	25.5%
Single Person Households Over 65 Years	2,304	4.5%	2,304	11.7%
Other Non Family Households (total)	1,911	3.7%	856	4.4%

Households with: Same-Sex Unmarried Partners	In Family or Non-Family Households	112	0.6%
Households with: Opposite-Sex Unmarried Partners		629	3.2%



	Population	
	#	Pct.
<b>In Group Quarters (Total)</b>	<b>1,521</b>	<b>2.9%</b>
Institutional Population	970	1.9%
Noninstitutionalized Population	551	1.1%

# 2000 U.S. Census Data - Report 4b

Vicariate: Montgomery County Vicariate

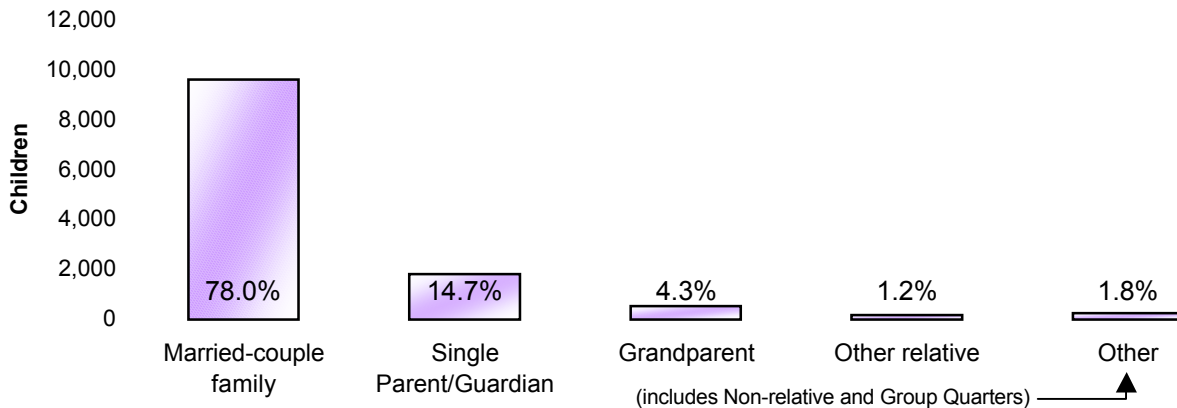
Cluster:

**Cluster 74**

## Population

### Where do Children - Under Age 18 - Live?

	#	Pct.
<b>Total Children - Under Age 18 (in Cluster Boundaries)</b>	<b>12,308</b>	<b>100.0%</b>
<b><i>In Households</i></b>	<b>12,197</b>	<b>99.1%</b>
Householder or spouse is under 18	6	0.0%
With Related:		
Married-couple family	9,603	78.0%
Male householder, no wife present	383	3.1%
Female householder, no husband present	1,427	11.6%
Grandparent householder	526	4.3%
Other related householder	142	1.2%
With Nonrelatives	110	0.9%
<b><i>In Group Quarters</i></b>	<b>111</b>	<b>0.9%</b>
Institutionalized population	97	0.8%
Noninstitutionalized population	14	0.1%



### Where do Adults - Age 65 and older - Live?

	#	Pct.
<b>Total Adults - Age 65 and older (in Cluster Boundaries)</b>	<b>9,569</b>	<b>100.0%</b>
<b><i>In Households</i></b>	<b>8,471</b>	<b>88.5%</b>
Family Households:		
Is Householder or Spouse	5,326	55.7%
With Householder Child	326	3.4%
With Other Relative householder	294	3.1%
With Non-Related Householder	26	0.3%
In Nonfamily households:		
Male Living Alone	573	6.0%
Female Living Alone	1,731	18.1%
Other	195	2.0%
<b><i>In group quarters:</i></b>	<b>1,098</b>	<b>11.5%</b>
Institutionalized population	763	8.0%
Noninstitutionalized population	335	3.5%

# 2000 U.S. Census Data - Report 4c

Vicariate: Montgomery County Vicariate

Cluster: **Cluster 74**

What do we know about Catholic Households?	Population		Households	
	#	Pct.	#	Pct.
Registered Catholic (Total)	15,909	100.0%	5,809	100.0%
Single Person Households	823	5.2%	823	14.2%
Religiously Mixed Households			631	10.9%
Contributing Households			3,526	60.7%

Household Charts:




Base: Total Registered Catholic Households

How many housing units are in the cluster?

## Housing Units

	#	Pct. of Total
Total Housing Units	20,263	100.0%
Occupied	19,655	97.0%
Owner-occupied	15,682	77.4%
Renter-occupied	3,973	19.6%
Vacant	608	3.0%



Notes: (a) Sources: U.S. Census Bureau; 2000 Census of Population and Housing, Summary File 1; (August 2001), 2000 Annual Pastoral Report, completed by pastors for the Chancery Office.  
 (b) Data are calculated by assignment and aggregation of census block/tract to reported geography.  
 (c) Percentages may not total to 100% due to rounding.  
 (d) Average Household and Average Family Size computed as means.

## 2000 U.S. Census Reports 4a, 4b, and 4c

The U.S. Census Bureau collects data on the people of the United States every 10 years. The 2000 U.S. Census Reports are produced by the Office for Research and Planning of the Archdiocese of Philadelphia for use by pastors. A complete glossary of U.S. Census terminology may be found at: <http://www.census.gov/main/www/glossary.html>. Listed below are definitions to help you understand U.S. Census Reports 4a, 4b, and 4c.

### Important Definitions from the U.S. Census:

The census reports two main kinds of housing: households and group quarters:

A **household** is a house, apartment, mobile home or trailer, or a single/group of rooms occupied as separate living quarters.

A **family** includes a householder (the person in whose name the home is owned or rented) and one or more people living in the same household who are related to the householder by birth, marriage, or adoption.

**Non-family households** are comprised of a householder living alone or with non-relatives only.

In most cases, the **householder** is the person (or one of the people) in whose name the home is owned or rented and/or is listed as Person 1 on the census questionnaire.

A household which contains **unmarried partners** (a householder and his or her partner who are not legally married or participating in a common law marriage) can be either a family or a non-family household. If related persons (e.g. children) live there also, this would be a family household.

**Institutional Group Quarters** contain people under the care or supervision of trained staff, and classified as "patients" or "inmates" in juvenile and correctional institutions, nursing homes and hospitals for chronically ill.

**Non-Institutional Group Quarters** contain people living in group quarters other than institutions including college dormitories, religious/other group homes, missions and shelters.

A **Housing Unit** is a house, apartment, mobile home or trailer, group of rooms, or a single room occupied as separate living quarters in which occupants live separately from other individuals in the building.

The following terms are used by the Chancery and the Research and Planning Office when collecting data in the Annual Pastoral Report:

A **Religiously Mixed Household** is a registered household in which at least one member is not Catholic.

A **Contributing Household** is a registered household that regularly uses Church envelopes or is a known financial contributor.