

2000 U.S. Census Data - Report 8

Education and Disabilities

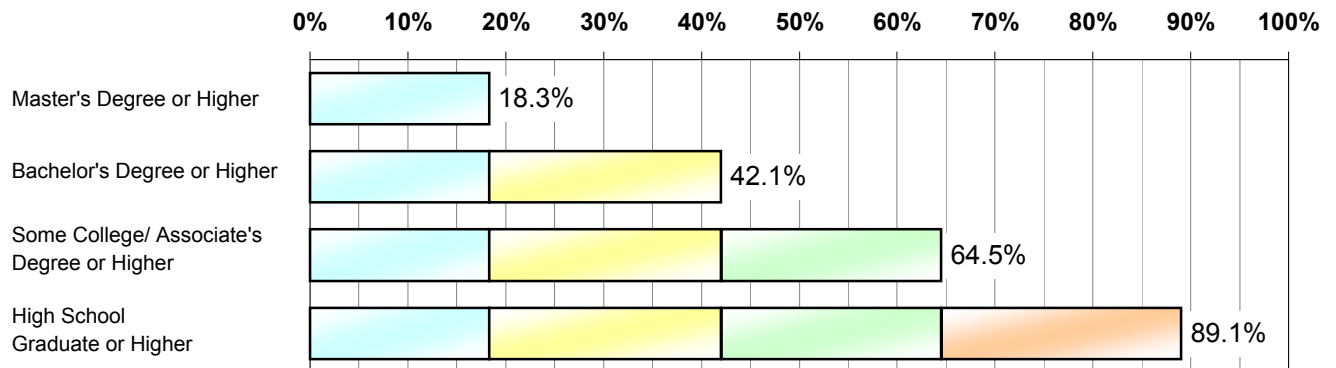
Vicariate: Montgomery County Vicariate

Cluster:

Cluster 74

How educated are the people of this area?






Share of Population Attaining Educational Level



Total Population (Age 25+)

36,477

Highest Level of Education Attained

Master's/Doctorate/Professional degree		6,687
Bachelor's degree		8,662
Some college or associate degree		8,194
High school graduate		8,951
Less than high school graduate		3,984

How many people have disabilities?

Population

Total Population (Non-Institutionalized, Age 5+)

#	Pct.
47,738	100.0%

Number of People with Disabilities, by Type

Sensory blindness, deafness, severe vision/hearing impairment	1,251	2.6%
Physical condition substantially limiting one or more basic physical activities, such as walking, climbing stairs, reaching, lifting or carrying	3,160	6.6%
Mental difficulty in learning, remembering or concentrating	1,999	4.2%
Self-care difficulty in dressing, bathing, or getting around inside the home	1,135	2.4%
Going Outside the Home (Age 16+) difficulty in going outside the home alone to shop or visit the doctor	2,924	6.1%
Employment (Age 16-64) difficulty in working at a job or business	2,598	5.4%